








Test		Collection/Transport
Gastrointestinal Panel by PCR (Cary Blair)		Stool samples should be placed into Cary-Blair transport media within 4 hours. Specimens in Cary-Blair transport media are acceptable up to 3 days if stored at 4C. NO solid stools will be accepted. Stool must be diarrheal (liquid) and take the shape of the container before being placed into Cary-Blair transport media. Only one (1) stool per seven (7) days will be accepted
Ova and Parasite (O&P)		Liquid stools should be placed into transport media within 30 minutes after collection and semisolid stools should be placed into transport media within 1 hour. Formed stools can be kept at 4C for up to 24 hours. Stool specimens in transport media are good indefinitely at room temperature.
Wound or Abscess Culture (with Anaerobic screen) (eSwab Transport System)		USE WHEN sampling sites for culture of nose, throat, vagina, rectum, and wounds. Also used for tests such as MRSA, Fungus, Group B, Beta Strep Antigens and Gram Stains.
Aerobic or Anaerobic Culture (eSwab Transport System)		USE WHEN sampling sites for culture of nose, throat, vagina, rectum, and wounds. Also used for tests such as MRSA, Fungus, Group B, Beta Strep Antigens and Gram Stains.
Viral Culture		If collecting sample with a swab use cotton tip with plastic or aluminum shaft or polyester swabs. Most specimens should be preserved in viral transport media available in the Microbiology laboratory and transported on ice. Urine, csf and other body fluids do not have to be in viral media. Specimens for CMV, RSV and VZV cultures should be refrigerated at 2-8C. All specimens for virus culture may be refrigerated at 2-8C for 24 hours. All specimens submitted to the N.C. State Laboratory should be accompanied by a form requesting viral isolation. (DHS form 3431). This form should be completed by the doctor or nurse. Add information if incomplete. Be sure to include suspected viral agent.
Fungus Culture (Sterile Container – Add sterile saline)		Brushes are sent to lab in sterile saline. Bronchial brushing specimens are acceptable for up to 24 hours after collection, but should be refrigerated after 2 hours if delay in transport or set up is anticipated.
C. difficile (Antigen and Toxin) Sterile container, no additives or preservatives		Stool specimen should be transported at 2-8C. Transport on ice pack. Specimens are acceptable at 2-8C for up to 72 hours. NO solid stools will be accepted. Stool must be diarrheal (liquid) and take the shape of the container. Only one (1) stool per seven (7) days will be accepted